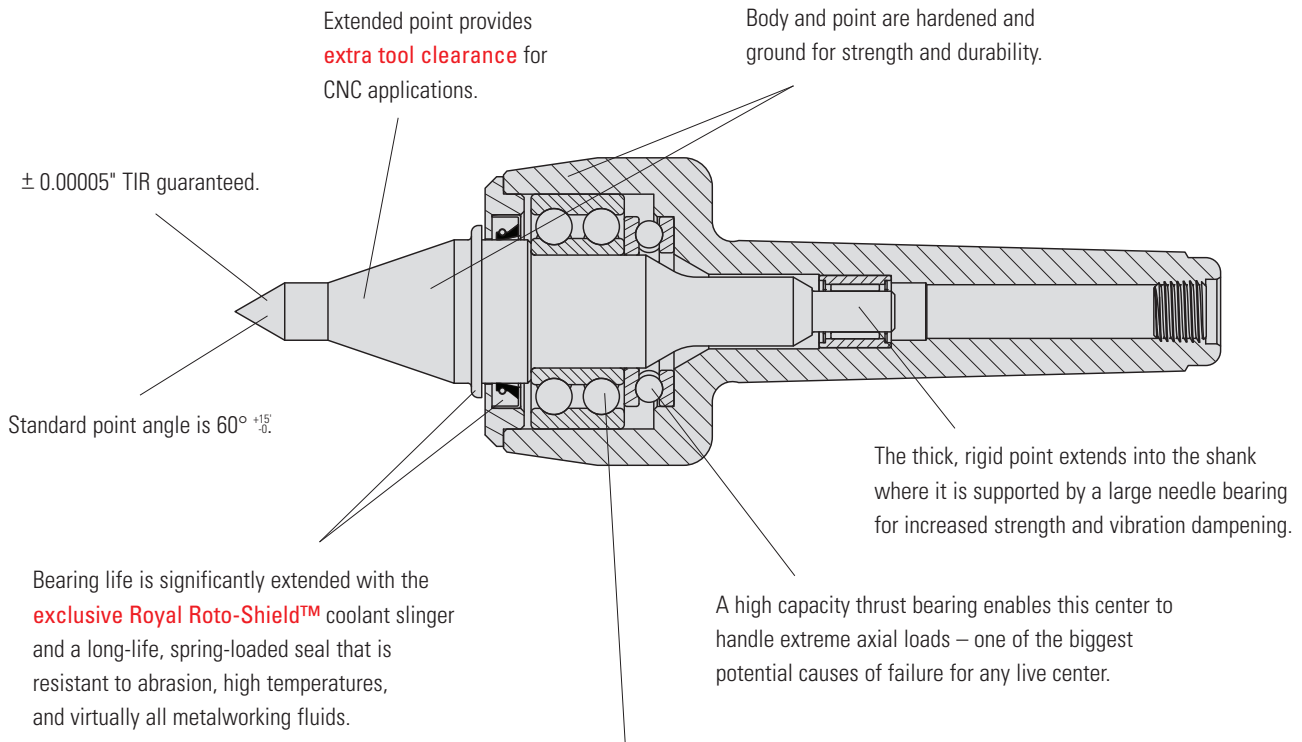




ROYAL HEAVY-DUTY CNC SPINDLE TYPE LIVE CENTERS




A precision, double-row angular-contact bearing provides high workpiece weight ratings for turning large, heavy parts. Smaller 2 & 3MT models are not typically used to support very large workpieces so they are instead equipped with a single-row bearing that turns more freely and allows for higher speeds.

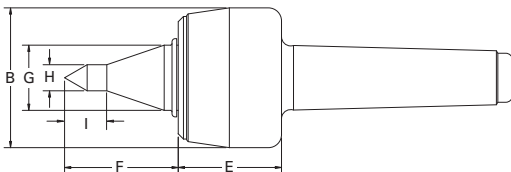


- ❑ One of our most popular models – an excellent heavy-duty live center designed to handle almost all manual and CNC turning jobs.
- ❑ Heavy-duty precision bearings provide exceptional radial and thrust load capacities.
- ❑ The thick, rigid point extends into the shank where it is supported by a large needle bearing for **increased strength and vibration dampening**.
- ❑ Exclusive Roto-Shield™ coolant slinger and upgraded seal provide outstanding bearing protection for extended operating life.
- ❑ Body and point are hardened and ground for accuracy and durability.

ROYAL HEAVY-DUTY CNC SPINDLE TYPE LIVE CENTERS



**EXCLUSIVE ROYAL
ROTO-SHIELD™
TECHNOLOGY**



**✓ High-Pressure
Coolant Approved**

Royal Heavy-Duty CNC Spindle Type Live Centers

TAPER	B	E	F	G	H	I	MAX. SUGGESTED RPM*	WEIGHT OF WORKPIECE (lbs.)	THRUST LOAD (lbs.)	PART NUMBER	PRICE
2 MT	1.75	1.47	1.35	0.88	0.38	0.63	6,000	375	2,360	10212	\$695
3 MT	2.33	1.75	1.86	1.00	0.38	0.63	5,000	740	3,900	10213	695
4 MT	2.68	1.98	2.18	1.25	0.50	0.81	4,500	1,120	4,050	10214	874
5 MT	3.45	2.81	2.58	1.50	0.50	0.81	3,500	1,930	5,700	10215	1,185
6 MT	4.00	3.15	3.00	2.00	0.75	1.28	3,500	2,420	6,000	10216	2,290

* Maximum recommended operating limit. Operating above this speed could result in heat build-up and accelerated bearing wear.

Insist on Roto-Shield™ Technology – Only Available on Royal Live Centers