



ROYAL FILTERMIST MODEL FX-1200



- ❑ For use on enclosed machines with an internal volume of 120 cu. ft. or larger.
- ❑ Popular for machines requiring Y-junction and two intake points.
- ❑ **Excellent choice for large machining centers.**
- ❑ Unit can be mounted directly to the machine, on stands, on brackets, or suspended.
- ❑ Stainless steel model (type 304) available for special applications such as food processing and aqueous parts washers.

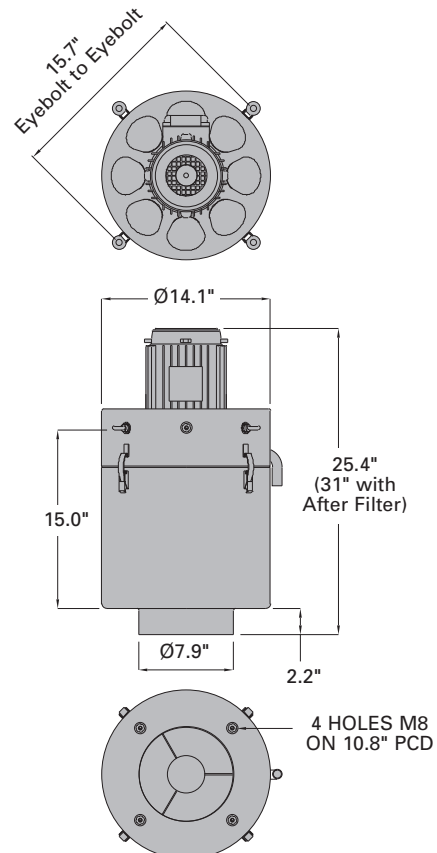


FX-1200 Specifications

| | |
|---|--|
| Airflow | 1200 cfm |
| Fits machines with enclosure volume of: | 120 cubic feet or larger |
| Motor | 3 HP, 3-Phase, 50/60 Hz. Voltage & Current @ 60Hz. 208V – 9.2A 230V – 9.2A 460V – 4.6A |
| Weight | 64 lbs. |
| Noise Level | 72 dBA |
| Inlet Diameter | 8" |

Mounting Options — FX-1200



| | |
|--------------------|--------------------------------------|
| Direct Mount | use 30304 — FX-1200 Direct Mount Kit |
| Floor Stand | use 30315 — Floor Stand "B" |
| Machine Top Stand | use 30314 — Machine Stand "B" |
| Wall Mount | use 30320 — Wall Bracket "B" |
| Machine Side Mount | N/A |
| Suspended | use 30310 — Suspension Kit "B" |




ROYAL FILTERMIST MODEL FX-1200



Royal Filtermist Units

| DESCRIPTION | PART NUMBER | PRICE |
|--|-------------|----------------|
|  FX-1200 Filtermist Unit Order performance and mounting accessories separately. | 30130 | \$3,440 |
|  FX-1200 Stainless Steel Unit | 30170 | \$5,640 |

Electrical Accessories

| DESCRIPTION | PART NUMBER | PRICE |
|---|--------------------------------------|--------------------|
|  Starter Box Kit Includes NEMA 12 box, IEC motor starter, 20 ft. of input cable, 15 ft. of output cable with turn-lock connector | FX-900 & 1200 Low-Voltage (208/230V) | 30472 \$575 |
| | FX-900 & 1200 High-Voltage (460V) | 30473 \$575 |

Performance Accessories

| DESCRIPTION | PART NUMBER | PRICE |
|---|-------------|--------------|
|  After Filter "B" Used for collecting dry smoke and very fine mist particles. | 30205 | \$348 |
|  Cyclonic Swarf Separator For use on applications such as grinding and cast iron machining where very fine solid particles are entrained in the mist stream. Also acts as a great pre-filter for high pressure coolant applications. Requires 6" dia. ducting. | 30210 | \$880 |
|  Chip Deflector "B" Protects intake from coolant splash and chips. | 30220 | \$62 |



Try a unit on your toughest application risk-free!
See Page 139

Mounting Accessories

| DESCRIPTION | PART NUMBER | PRICE |
|--|--|--|
|  Direct Mount Kit (FX-1200) Includes 8" collar seal, set of rigid mounting studs, and hardware. | 30304 | \$88 |
|  Floor Stand "B" Adjusts from 6 ft. to 9 ft. Bolts to floor for safety. | 30315 | \$924 |
|  Machine Top Stand "B" 3 ft. tall stand bolts to the top of a machine. | 30314 | \$488 |
|  Wall Bracket "B" Can be used to mount unit to a wall or other suitable mounting surface. | 30320 | \$329 |
|  Suspension Kit "B" Includes 30 ft. of chain, 4 eyebolts, 8 split links, and 1 adjustable link. | 30310 | \$139 |
|  Coolant Return Hose 3/4" diameter. | 30335 | \$4/ft. |
|  Ducting Flexible vinyl with heavy wire support. | 8" 30344 6" 30342 4" 30340 | \$18/ft. \$15/ft. \$11/ft. |
| Warning — never use sheetmetal ducting or any other type that could leak and cause a hazardous condition. | | |
|  Ducting Clamps For securing ducting to accessories. | 8" 30354 6" 30352 4" 30350 | \$5 5 4 |
|  Y-Junctions For multiple pickup locations. | A B 8" 6" 30368 8" 4" 30366 6" 6" 30364 6" 4" 30362 4" 4" 30360 | \$326 402 299 287 235 |
|  Flange Adapters For securing ducting directly to an enclosed machine. | 8" 30374 6" 30372 4" 30370 | \$70 68 65 |
|  Reducers | A B 8" 6" 30382 6" 4" 30380 | \$124 124 |
|  Fishtails For use on open machines. | A B 8" 11.75" x 5" 30394 6" 10" x 4.5" 30392 4" 8.25" x 3.5" 30390 | \$235 212 195 |